

Bourdon Tube Pressure Gauge Type 111.12, ABS Plastic or Painted Steel Case Standard Series - Center Back Mount

WIKA Datasheet 111.12

Applications

- Hydraulic and pneumatic systems
- Pumps, compressors, water systems, regulators
- Suitable for fluid medium which does not clog connection port or corrode copper alloy

Special features

- Copper alloy wetted parts
- ABS plastic or painted steel case
- Center back mount (CBM) process connection



Standard Features

Design

EN 837-1 & ASME B40.100

Sizes (All sizes not stocked)

1½", 2", 2½" and 4" (40, 50, 63, and 100 mm)
3½" (94 mm) with u-clamp only

Accuracy class

± 3/2/3% of span (ASME B40.100 Grade B)

Ranges (All ranges not stocked)

Vacuum/Compound to 30"Hg / 0/ 200 psi
Pressure from 15 psi to 6,000 psi
or other equivalent units of pressure or vacuum
Receiver scales 3...15 psi

Working pressure

Steady: 3/4 of full scale value
Fluctuating: 2/3 of full scale value
Short time: full scale value

Operating temperature

Ambient: -40°F to 140°F (-40°C to 60°C)
Media: 140°F (+60°C) maximum

Temperature error

Additional error when temperature changes from reference temperature of 68°F (20°C) ±0.4% for every 18°F (10°C) rising or falling. Percentage of span.

Bourdon Tube Pressure Gauge Type 111.12

Pressure connection

Material: copper alloy
Center back mount (CBM)
1/8" or 1/4" NPT

Bourdon Tube

Material: copper alloy
30"Hg (Vac) to 600 psi C-type
800 psi to 6000 psi helical type

Movement

Copper alloy

Dial

White plastic with stop pin (1½", 2", 2½")
White aluminum with stop pin (3½" & 4")
Black or black with red lettering

Pointer

Black ABS plastic (1½", 2", 2½")
Black aluminum (3½" & 4")

Case

Black ABS plastic
(3½" with black-painted steel)

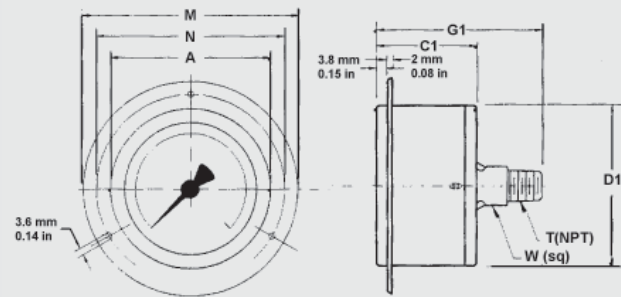
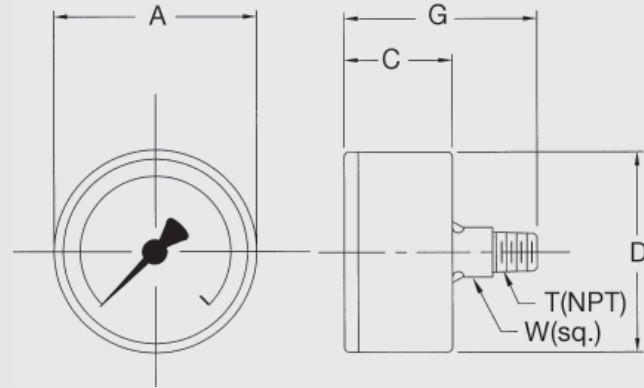
Window

Snap-in acrylic (1½", 2", 2½", & 4")
Threaded polycarbonate (3½")

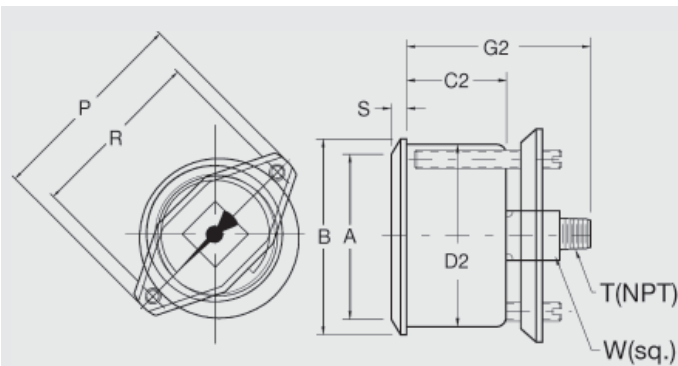
Optional Extras

- Accuracy $\pm 2/1/2\%$ of span (ASME B40.100 Grade A)
- U-clamp panel mounting
- Front flange
- Slip-fit or friction ring
- Case with weep hole
- Glass window
- Black painted steel case
- Stainless steel case
- Special case colors
- Special connections (limited to wrench flat area)
- Cleaned for oxygen service
- Nickel plated connection
- Medical specification
- Rubber cover (2", 2½")
- Custom dial layout
- Other pressure scales available:
bar, kPa, MPa, kg/cm² and dual scales
- DIN standards
- Red set pointer on aluminum dial or on snap-on window
- External adjust red drag pointer
(black steel - 2½" case only)

Dimensions



Recommended panel cutout is D, D1 or D2 + 1.5 mm (0.04in.)



Size	(Standard Version)																
	A	B ¹	C	C1	C2	D	D1	D2	G	G2	M	N	P	R	T	W	Weight ²
1.5"	mm	40	43.21	26	-	24	41	-	40	46.5	45	-	-	59	47	14	
	in	1.57	1.7	1.02	-	0.94	1.61	-	1.57	1.83	1.77	-	-	2.32	1.85	1/8"	0.55
2"	mm	50	54	26.5	28.5	24	49	55	49	47	47	71	60	70	57	14	
	in	1.97	2.12	1.04	1.12	0.94	1.93	2.17	1.93	1.85	1.85	2.80	2.36	2.76	2.24	1/4"	0.55
2.5"	mm	63	67.18	27.5	29.5	26	61.5	68	62	48	53	85	75	91	78	14	
	in	2.48	2.6	1.08	1.16	1.02	2.42	2.68	2.44	1.89	2.09	3.35	2.95	3.58	3.07	1/4"	0.55
3.5"	mm	80	99.3	-	-	36	-	-	93	-	57	-	-	-	-	14	
	in	3.15	3.9	-	-	1.42	-	-	3.66	-	2.24	-	-	-	-	1/4"	0.55
4"	mm	100	-	31	-	-	99	-	-	49	-	-	-	-	-	14	
	in	3.94	-	1.22	-	-	3.9	-	-	1.93	-	-	-	-	-	1/4"	0.55

¹B dimension: outside dimension of profile ring.

² Weight is for base gauge without optional accessories.

Ordering information

Pressure gauge model / Nominal size / Scale range / Size of connection / Optional extras required
 Specifications and dimensions given in this leaflet represent the state of engineering at the time of printing.
 Modifications may take place and materials specified may be replaced by others without prior notice.



WIKAL Instrument Corporation
 1000 Wiegand Boulevard
 Lawrenceville, GA 30045
 Tel (770) 513-8200 Toll-free 1-888-WIKA-USA
 Fax (770) 338-5118
 E-Mail info@wika.com
 www.wika.com